



CURRENT OFFICERS

PRESIDENT: Spencer Cullen...(850)878-8409

TREASURER: Austin Tatum...(850)561-1400

NEWSLETTER EDITOR: Joe Doker... (850)509-1337 e-mail tws@redbaystudio.com

Next Meeting: Tues, January 15th @7:00 p.m.

Please note the unusual meeting date for the January meeting. Our meetings are normally held on the second Tuesday of the month. The wood turners club meets at the same location normally on the 1st Tuesday of the month which this year was New Years Day. They wanted to shift their meeting back a week so we shifted ours.

The January meeting will be an open forum round table format. Don't Forget your Show and Tell items.

The meeting will be at our regular meeting place, Tri States Automotive, 745 W. Gaines Street in Tallahassee. (see map on next page)

Highlights From the December Meeting

The December meeting was an open forum. You never know when opportunity will knock at one of our meetings. Jim Gerus mentioned he got a new Kreg fence for his band saw so his Jet fence was available—for FREE! It was scarfed up quickly, though I don't remember who the lucky attendee was.


Spencer Cullen reported that he is real pleased with a water-based finish called Enduro which is available from General Finishes.

Buy, Sell or Trade

If you have items for this section, please contact the newsletter editor.

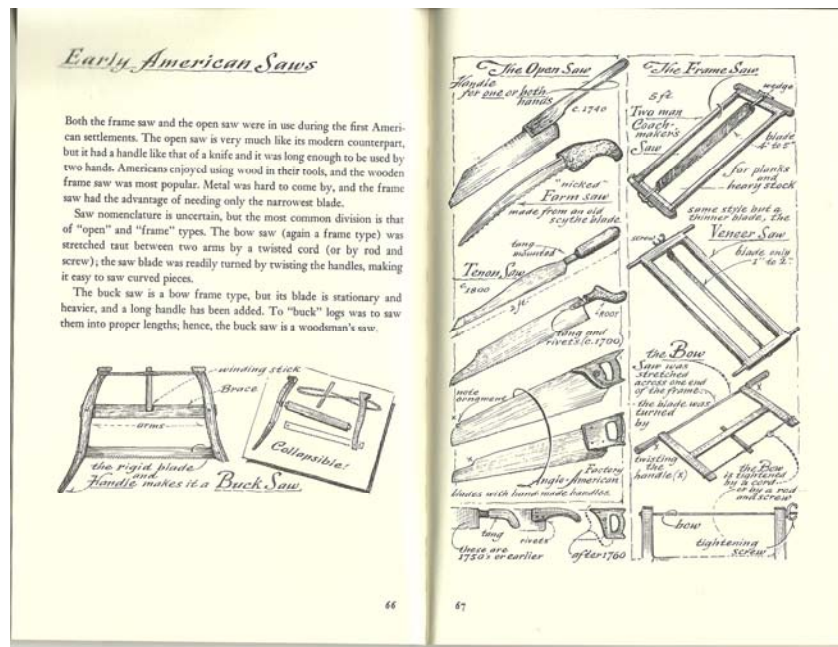
(Continued on page 2)

SPLINTERS: excerpt from Eric Sloane's book "A Museum of Early American Tools"



Early American Saws

(Eric Sloane was principally an artist whose subject was Americana. He was also an author of many books on various aspects of Americana. Here are some scans of pages about saws. Joe Doker, Ed.)



(Continued on page 2)

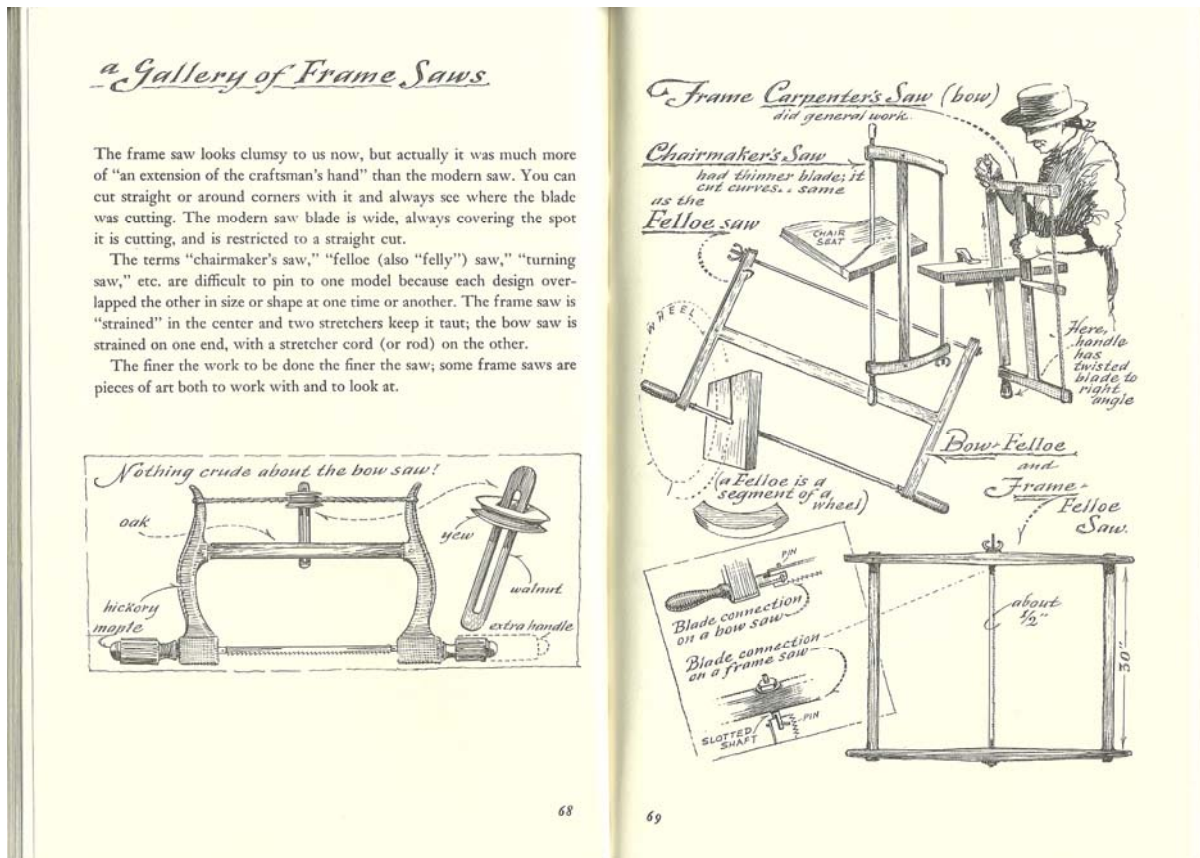


(Meeting Highlights, Continued from page 1)

Val Tuck brought in a cutoff piece of crown molding that he made recently. This was another example of Val's fine craftsmanship. He needed to match some existing crown molding but could not locate the shape in stores. So he just made some. Val gave us a great description of the techniques he used. He had a short piece of the existing molding which he used to draw the profile on the end of his board. He started with a series of successive adjacent table saw rip cuts with the blade adjusted to different heights for the rough in, then a similar process with a router. Next it was down to a series of hand scrapers and sanding. The finished product looked better than store bought.



(Splinters, Continued from page 1)



Directions to the regular meeting location.

